



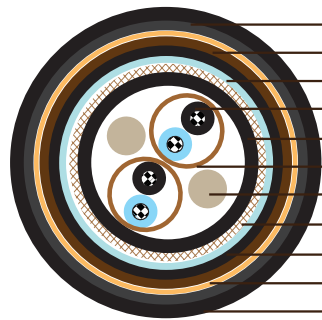
Water Blocked S15 BFOU-HCF(i) 250 V

Applications

These cables are partially water blocked, fire resistant, flame retardant, low smoke and halogen free, used for emergency instrumentation, communication, control and alarm systems that need to be operational during a 1100°C hydrocarbon fire.

Standards

- IEC 60092-376
- IEC 60092-351
- IEC 60092-359
- IEC 60331-21
- IEC 60332-1
- IEC 60332-3-22
- IEC 60754-1,2
- IEC 61034-1,2
- NEK 606:2004
- VG 95218 part 29



- SHF1 Outer Sheath 1
- HC-fire Protection Compound
- Water Blocking tape
- Conductor + Mica Tape + HFEPR Insulation
- Halogen-free Bedding
- Copper/polyester Tape + Drain Wire
- Water Blocking Fillers
- Copper Wire Braid
- SHF2 Inner Sheath
- Glass Fiber Taping
- Polyurethane Outer Sheath 2

Construction

- **Conductors:** Circular tinned annealed stranded copper wire to IEC 60228 class 2.
- **Insulation:** Mica tape + Halogen free EPR compound.
- **Twinning:** Colour coded cores twisted together.
- **Individual Shielding:** Each pairs/triples are screened by copper backed polyester tape in contact with a stranded tinned copper drain wire and wrapped with polyester tape. Pairs/triples are numbered with numbered tape or by numbers printed directly on the insulated conductors.
- **Filler:** Water blocking fillers, if required.
- **Bedding:** Halogen free compound, PETP wrapping tape will be applied over the bedding, if required.
- **Armour:** Tinned copper wire braid, PETP wrapping tape will be applied over the braiding, if required.
- **Water Blocking Elements:** Water blocking tape and strings for providing longitudinal water tightness.



NEK606 Water Blocked Offshore & Marine Cables

- **Inner Sheath:** Halogen free thermosetting compound, SHF2.
- **HC-fire protection:** Extruded thermoplastic fire protection compound.
- **Taping:** Lapped glass fibre tape.
- **Outer Sheath 1:** Flame retardant halogen-free thermoplastic compound, type SHF1, coloured grey (blue for intrinsically safe).
- **Outer Sheath 2:** Polyurethane for providing transversal water tightness, PE is optional, but can not meet low smoke standard.

Electrical Characteristics

Nominal Cross Section Area	mm ²	1.5
Nominal Conductor Diameter	mm	1.6
Maximum Resistant@20°C	Ω/km	12.9
Mutual Capacitance	nF/km	100
Nominal Inductance@1KHz	MH/km	0.673
Operating Voltage	V	250

Mechanical and Thermal Properties

- **Bending Radius:** 20×OD (during installation); 12×OD (fixed installed)
- **Temperature Range:** -20°C ~ +90°C

NEK606 Water Blocked Offshore & Marine Cables



Dimensions and Weight

Construction No. of elements×No. of cores in element×Cross section(mm ²)	Nominal Insulation Thickness mm	Nominal Diameter Over Bedding mm	Nominal Diameter Over Inner Sheath mm	Nominal Overall Diameter mm	Nominal Weight kg/km
1×2×1.5	0.7	9.0	13.1	41.5±2	1974
2×2×1.5	0.7	13.0	16.8	46.5±2	2573
4×2×1.5	0.7	15.0	20.7	49.5±2	2972
8×2×1.5	0.7	21.0	26.4	56.0±2	3875
12×2×1.5	0.7	25.0	31.2	65.0±2	5460



Standard



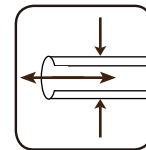
Standard



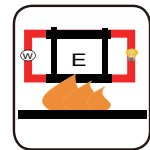
Standard




Standard



Water Tightness
VG 95218-29



Circuit Integrity
IEC 60331-21



Halogen Free
IEC60754-1



Low Corrosivity
IEC60754-2



Low Smoke Emission
IEC 61034-1&2



Flame Retardancy
IEC60332-1



Reduced Fire Propagation
IEC60332-3-22