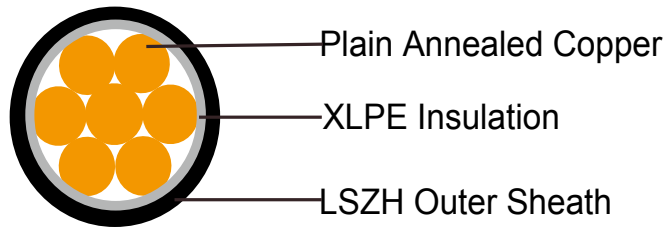



300/500V XLPE Insulated, LSZH Sheathed Power Cables (Single Core)

FTX300 05RZ1-R (CU/XLPE/LSZH 300/500V Class 2)



APPLICATION

The cables are mainly used in power stations, mass transit underground passenger systems, airports, petrochemical plants, hotels, hospitals, and high-rise buildings.

STANDARDS

Basic design adapted to IEC 60502-1

FIRE PERFORMANCE

Flame Retardance (Single Vertical Wire Test)	EN 60332-1-2; IEC 60332-1-2; BS EN 60332-1-2; VDE 0482-332-1 ; NBN C 30-004 (cat. F1); NF C32-070-2.1(C2); CEI 20-35/1-2; EN 50265-2-1*; DIN VDE 0482-265-2-1*
Reduced Fire Propagation (Vertically-mounted bundled wires & cable test)	EN 60332-3-24 (cat. C); IEC 60332-3-24; BS EN 60332-3-24; VDE 0482-332-3; NBN C 30-004 (cat. F2); NF C32-070-2.2(C1); CEI 20-22/3-4; EN 50266-2-4*; DIN VDE 0482-266-2-4
Halogen Free	IEC 60754-1; EN 50267-2-1; DIN VDE 0482-267-2-1; CEI 20-37/2-1 ; BS 6425-1*
No Corrosive Gas Emission	IEC 60754-2; EN 50267-2-2; DIN VDE 0482-267-2-2; CEI 20-37/2-2 ; BS 6425-2*
Minimum Smoke Emission	IEC 61034-1&2; EN 61034 -1&2; DIN VDE 0482-1034-1&2; CEI 20-37/3-1&2; EN 50268-1&2*; BS 7622-1&2*
No Toxic gases	NES 02-713; NF C 20-454

Note: Asterisk * denotes superseded standard.

VOLTAGE RATING

300/500V



CABLE CONSTRUCTION

Conductor: Plain annealed copper wire, stranded according to IEC(EN) 60228 class 2.

Insulation: Extruded cross-linked XLPE compound.

Outer Sheath: Thermoplastic LSZH compound type LTS3 as per BS 7655-6.1 (Thermosetting LSZH compound type SW2-SW4 as per BS 7655-2.6 can be offered.). UV resistance, hydrocarbon resistance, oil resistance, anti rodent and anti termite properties can be offered as option.

COLOUR CODE

Insulation Colour as per BS7671

	With Earth Conductor	Without Earth Conductor
2Cores	-	Brown, Blue
3Cores	Yellow/Green, Brown, Blue	Brown, Gray, Black
4Cores	Yellow/Green, Brown, Gray, Black	Brown, Gray, Black, Blue
5Cores	Yellow/Green, Brown, Gray, Black, Blue	Brown, Gray, Black, Blue, Black
Above 5 Cores	Yellow/Green, Black Numbered	Black Numbered

Sheath Colour: Black (other colors upon request)

PHYSICAL AND THERMAL PROPERTIES

Temperature range during operation: Max.90°C for XLPE
250°C in short-circuit for 5s max.

Minimum bending radius: 6 x Overall Diameter (unarmoured cable)
10 x Overall Diameter (armoured cable)

CONSTRUCTION PARAMETERS

Conductor		FTX300 05RZ1-R		
No. of Core X Cross Section	No./Nominal Diameter of Strands	Nominal Insulation Thickness	Nominal Overall Diameter	Approx. Weight
Noxmm ²	No./mm	mm	mm	kg/km
1x1.5	7/0.53	0.50	3.8	27
1x2.5	7/0.67	0.50	4.2	37
1x4.0	7/0.85	0.50	4.8	54

ELECTRICAL PROPERTIES

Conductor Operating Temperature : 90°C

Ambient Temperature : 30°C


Current-Carrying Capacities (Amp)

Conductor cross-sectional area	Reference Method 4 (enclosed in conduit in thermally insulating wall etc)	Reference Method 3 (enclosed in conduit on a wall or in trunking etc)	Reference Method 1 (clipped direct)	Reference Method 11 (on a perforated cable tray, horizontal or vertical)	Reference Method 12 (free air)		
					Horizontal flat spaced	Vertical flat spaced	Trefoil

	2 cables, single-phase a.c. or d.c.	3 or 4 cables, 3-phase a.c.	2 cables, single-phase a.c. or d.c.	3 or 4 cables, 3-phase a.c.	2 cables, single-phase a.c. or d.c. flat and touching	3 or 4 cables, 3-phase a.c. flat and touching or trefoil	2 cables, single-phase a.c. or d.c. flat and touching	3 or 4 cables, 3-phase a.c. flat and touching or trefoil	2 cables, single-phase a.c. or d.c. or 3 cables three phase	2 cables, single-phase a.c. or d.c. or 3 cables three phase	3 cables, trefoil 3-phase a.c.
1	2	3	4	5	6	7	8	9	10	11	12
mm ²	A	A	A	A	A	A	A	A	A	A	A
1.5	18	17	22	19	25	23	-	-	-	-	-
2.5	24	23	30	26	34	31	-	-	-	-	-
4	33	30	40	35	46	41	-	-	-	-	-

Voltage Drop (Per Amp Per Meter)

Nominal Cross Section Area	2 cables d.c.	2 cables, single-phase a.c.		3 or 4 cables, 3-phase a.c.		
		Ref. Methods 3 and 4 (enclosed in conduit etc, in or on a wall)	Ref. Methods 1 and 11 (clipped direct or on trays touching)	Ref. Methods 3 and 4 (enclosed in conduit etc, in or on a wall)	Ref. Methods 1, 11 and 12 (in trefoil)	Ref. Methods 1 and 11 (Flat and touching)
1	2	3	4	5	6	7
mm ²	mV/A/m	mV/A/m	mV/A/m	mV/A/m	mV/A/m	mV/A/m
1.5	31	31	27	27	27	27
2.5	19	19	16	16	16	16
4	33	12	10	10	10	10



300/500V

Rated Voltage



IEC 60502-1

Standard



Flame Retardancy
NF C32-070-2.1(C2)
IEC60332-1-2/EN50265-2-1



Reduced Fire Propagation
NF C32-070-2.2(C1)
IEC60332-3-24/EN50266-2-4




Low Toxicity
NES 02-713/NF C 20-454



Low Corrosivity
IEC60754-2
EN50267-2-2/3
NF C 32-074



Low Smoke Emission
IEC 61034-1&2
EN 50268-1&2/NF C32-073



Zero
Halogen Free
IEC60754-1
EN50267-2-1