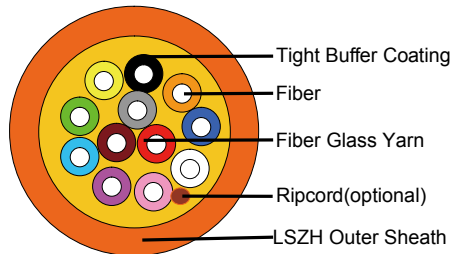





### Flame Retardant Tight Buffered Distribution Fiber Optic Cables

MTA-B-C-D-H



### APPLICATION

This cables are used for interconnection of distribution boxes and end devices, where continued functionality is required during a fire situation. The cables are very suitable for various indoor and outdoor applications, including routing between buildings within ducts and inside building up to riser shafts.

### STANDARDS

Basic design adapted to Telcordia GR409-CORE / TIA/EIA 568B.3 / ICEA-S-83-596

### FIRE PERFORMANCE

Flame Retardance (Single Vertical Wire Test)	EN 60332-1-2; IEC 60332-1-2; BS EN 60332-1-2; VDE 0482-332-1 ; NBN C 30-004 (cat. F1); NF C32-070-2.1(C2); CEI 20-35/1-2; EN 50265-2-1*; DIN VDE 0482-265-2-1*
Reduced Fire Propagation (Vertically-mounted bundled wires & cable test)	EN 60332-3-24 (cat. C); IEC 60332-3-24; BS EN 60332-3-24; VDE 0482-332-3; NBN C 30-004 (cat. F2); NF C32-070-2.2(C1); CEI 20-22/3-4; EN 50266-2-4*; DIN VDE 0482-266-2-4
Halogen Free	IEC 60754-1; EN 50267-2-1; DIN VDE 0482-267-2-1; CEI 20-37/2-1 ; BS 6425-1*
No Corrosive Gas Emission	IEC 60754-2; EN 50267-2-2; DIN VDE 0482-267-2-2; CEI 20-37/2-2 ; BS 6425-2*
Minimum Smoke Emission	IEC 61034-1&2; EN 61034 -1&2; DIN VDE 0482-1034-1&2; CEI 20-37/3-1&2; EN 50268-1&2*; BS 7622-1&2*
No Toxic gases	NES 02-713; NF C 20-454

Note: Asterisk \* denotes superseded standard.

### CABLE CONSTRUCTION

**Optical fibers:** Singlemode and multimode tight fibers, with tight buffer coating.

**Reinforcement:** Either aramid yarn or fiber glass is wound around the tube to provide physical

protection and tensile strength, with added fire protection.

**Inner Sheath(optional):** Thermoplastic LSZH compound type LTS3 as per BS 7655-6.1

**Ripcord(optional):** An optional ripcord can be located under the outer sheath to facilitate jacket removal.

**Armouring(optional):**

STA: Corrugated steel tape armour

SWB: Steel wire braid

**Outer Sheath:** Thermoplastic LSZH compound type LTS3 as per BS 7655-6.1 (Thermosetting LSZH compound type SW2-SW4 as per BS 7655-2.6 can be offered.). UV resistance, hydrocarbon resistance, oil resistance, anti rodent and anti termite properties can be offered as option.

## PHYSICAL AND THERMAL PROPERTIES


**Temperature range during operation (fixed state):** -20°C - +60°C

**Temperature range during installation (mobile state):** 0°C - +50°C

**Minimum bending radius:** 10 times the outer diameter for unarmoured cables  
20 times the outer diameter for armoured cables

## CONSTRUCTION PARAMETERS

Cable Code	N° of Fibers	Nominal Overall Diameter	Max. Tensile Strength	Minimum Bending Radius	Approx. Weight
		mm	N	mm	kg/km
MTA-B-2-0-H	2	7,6	250	76	55
MTA-B-4-0-H	4	7,8	250	78	67
MTA-B-6-0-H	6	8,6	400	86	77
MTA-B-8-0-H	8	8,8	400	88	81
MTA-B-12-0-H	12	9,3	400	93	90





# Caledonian

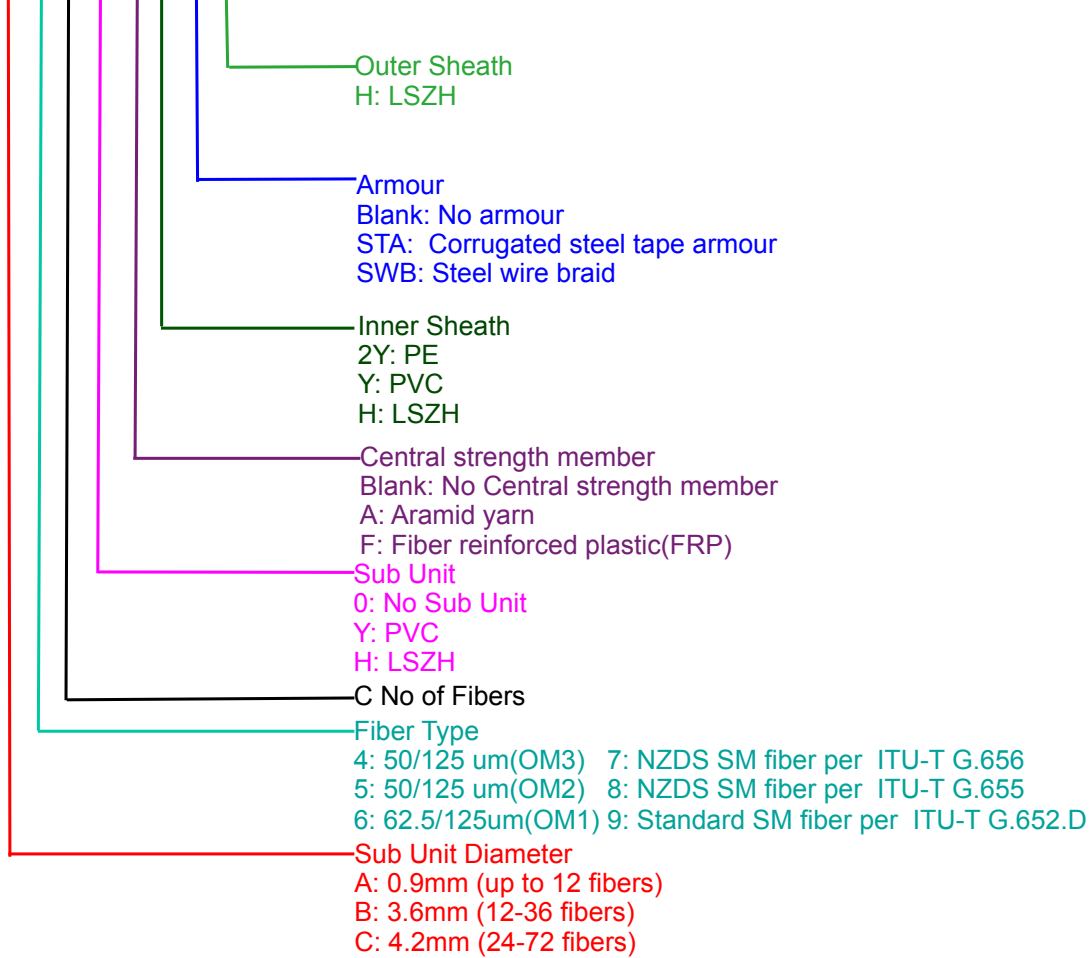
## Flame Retardant Optic Fiber Cables

www.caledonian-cables.co.uk    www.addison-cables.com



### TYPE CODES

**MTA-B-C-D-E-F-G-H**



Standard



Standard



Flame Retardancy  
NF C32-070-2.1(C2)  
IEC60332-1-2/EN50265-2-1



Reduced Fire Propagation  
NF C32-070-2.2(C1)  
IEC60332-3-24  
EN50266-2-4




Low Toxicity  
NES 02-713/NF C 20-454



Low Corrosivity  
IEC60754-2  
EN50267-2-2/3  
NF C 32-074



Low Smoke Emission  
IEC 61034-1&2  
EN 50268-1&2/NF C32-073



Zero  
Halogen Free  
IEC60754-1  
EN50267-2-1